N

LEGEND:

- GRADE LEVEL REAR/SIDE YARDS
- CELLAR LEVEL REAR YARDS
- 1 STORY REAR YARD ADDITIONS
- 180 PRINCE ST REAR YARD GREENHOUSE

1 / G-1 EXISTING PLAN: NYC BLOCK # 503
SCALE: 1"=1/16"

Rev.	To	Qty.	Date
	LPC	1	08/15/2017
	REVIEW	1	07/31/2017
	LPC	1	01/25/2017

ISSUE

EXISTING PLAN: NYC BLOCK # 503

180 PRINCE ST
NEW YORK NY

REGISTERED ARCHITECT DARIOUSH SHATER-TORABY 016284-1 STATE OF NEW YORK

ENGINEER	ARCHITECTS	
MALCOLM GRAFF, P.E. DAVID REYHAN, P.E.	DARIUS TORABY ARCHITECTS, P.C. 242 WEST 27TH STREET, STE 5B NEW YORK , NY 10001, TEL: (212) 242-2955	G-1
	DWG BY: AG / SCALE:AS NOTED	

N

1
G-2
AERIAL VIEW: NYC BLOCK # 503
SCALE: 1"=1/16"

Rev.	To	Qty.	Date
	LPC	1	08/15/2017
	REVIEW	1	07/31/2017
	LPC	1	01/23/2017

ISSUE

AERIAL VIEW: NYC BLOCK # 503

180 PRINCE ST
NEW YORK NY

REGISTERED ARCHITECT
DARIUSH SHATER TORABY
016284-1
STATE OF NEW YORK

ENGINEER
MALCOLM GRAFF, P.E.
DAVID REYHAN, P.E.

ARCHITECTS
DARIUS TORABY ARCHITECTS, P.C.
242 WEST 27TH STREET, STE 5B
NEW YORK , NY 10001; TEL: (212) 242-2955

DWG BY: AG
SCALE:AS NOTED

G-2

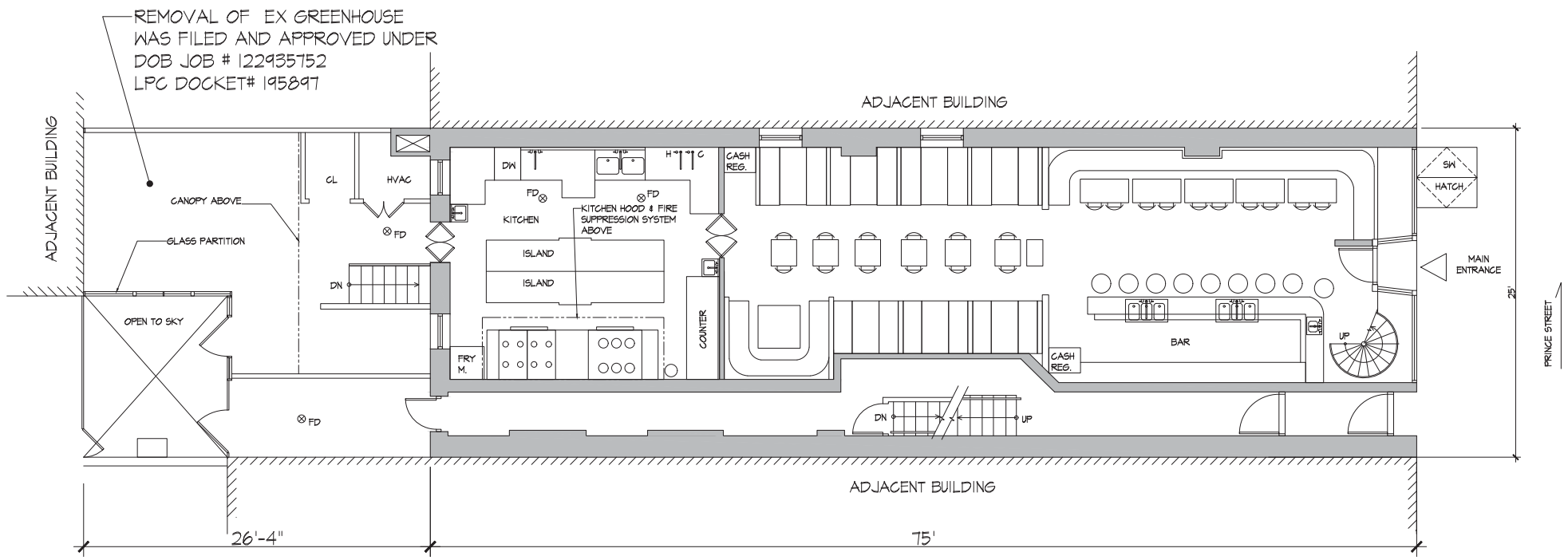

2 EX-100 EXISTING 1ST FLOOR PLAN
SCALE: 1"=3/16"

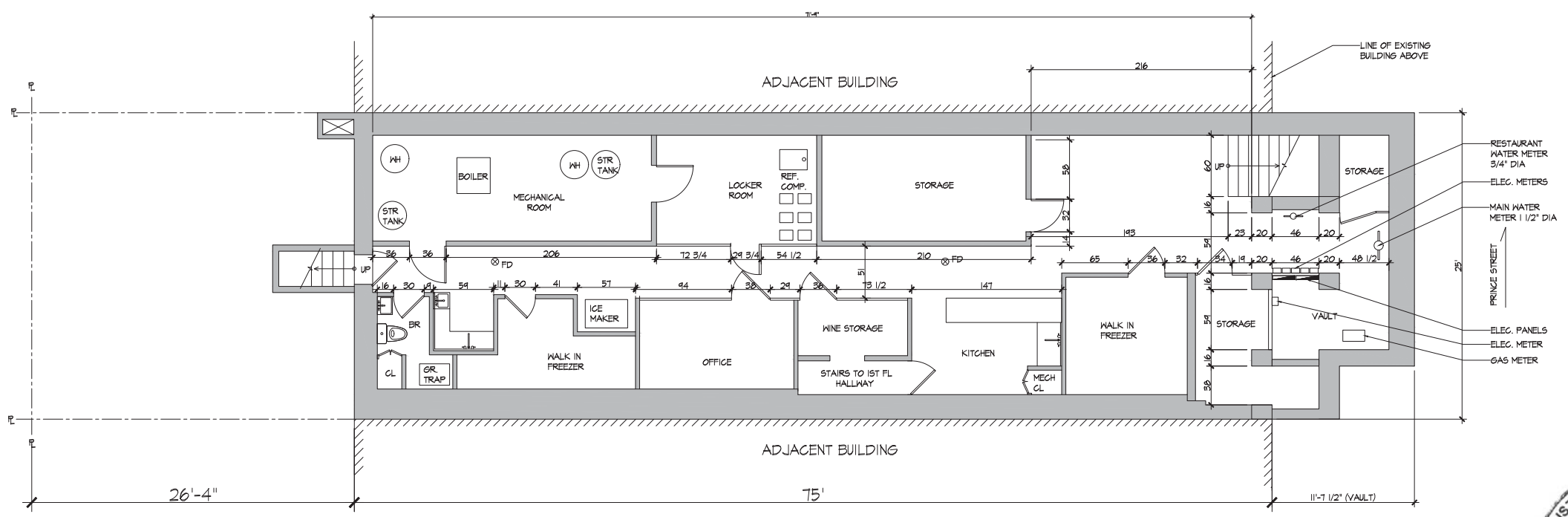

1 EX-100 EXISTING CELLAR PLAN
SCALE: 1"=3/16"

NOTE:
FIELD MEASUREMENTS SHOWN ARE TO BE VERIFIED BY CONTRACTOR/ SURVEYOR

REGISTERED ARCHITECT
DARIUSH SHATER TORABY
016284-1
STATE OF NEW YORK

Rev.	To	Qty.	Date
	LPC	1	08/15/2017

ISSUE

EXISTING 1ST FLOOR PLAN
EXISTING CELLAR PLAN

180 PRINCE ST
NEW YORK NY

ENGINEER	ARCHITECTS	
MALCOLM GRAFF, P.E. DAVID REYHAN, P.E.	DARIUS TORABY ARCHITECTS, P.C. 242 WEST 27TH STREET, STE 5B NEW YORK , NY 10001; TEL: (212) 242-2955	EX-100.00
	DWG BY: AG / SCALE:AS NOTED	PAGE 5 OF26

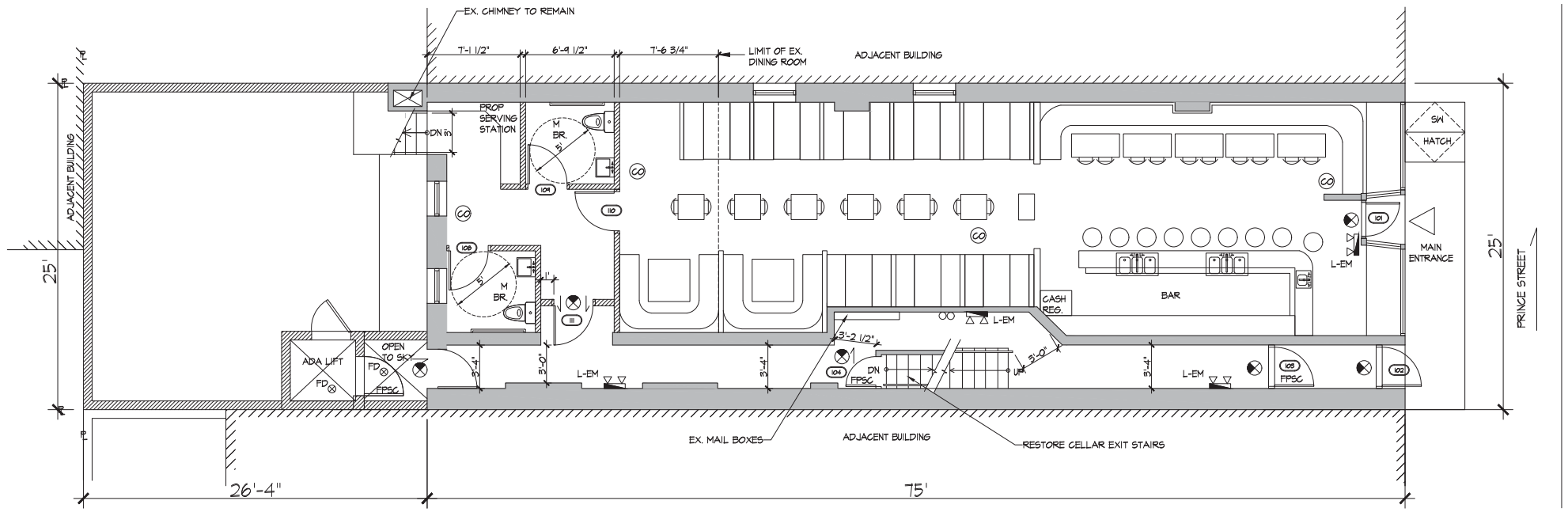

2 A-100 PROPOSED 1ST FLOOR PLAN
SCALE: 1'=3/16"

LEGEND:

- EXISTING WALLS/PARTITIONS
- PROPOSED NEW WALLS/PARTITIONS
- EXIT SIGN
- EMERGENCY LIGHT
- CARBON MONOXIDE DETECTOR

N

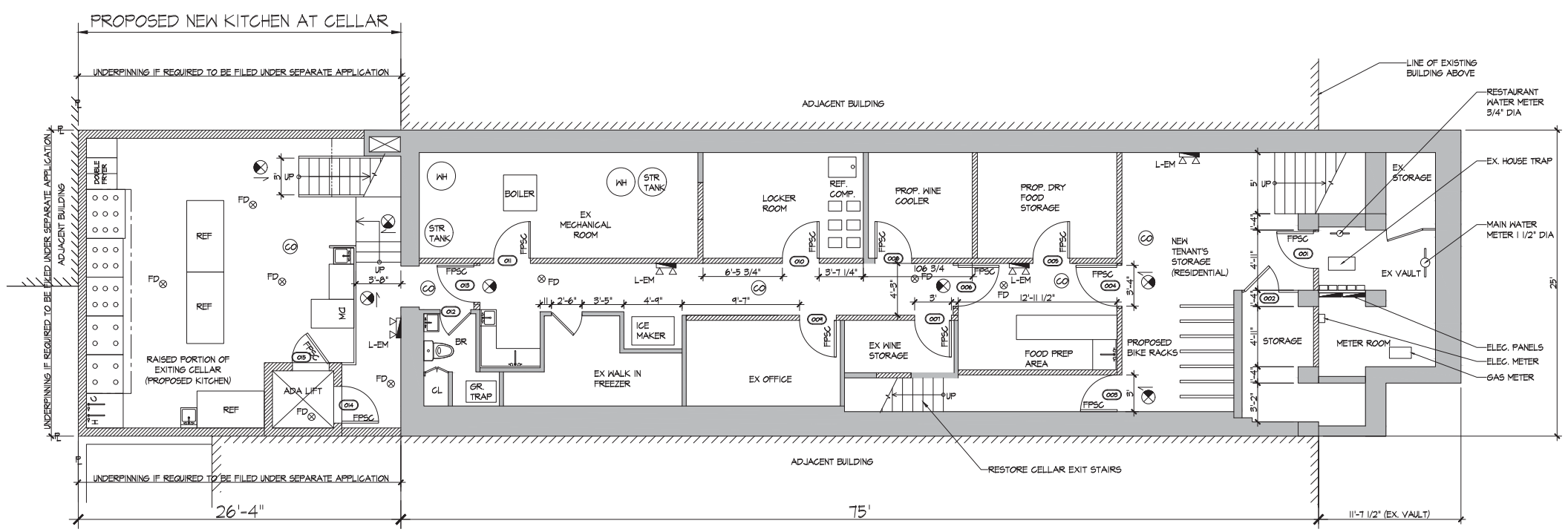

1 A-100 PROPOSED CELLAR FLOOR PLAN
SCALE: 1'=3/16"

NOTE:
FIELD MEASUREMENTS SHOWN ARE TO BE VERIFIED BY CONTRACTOR/ SURVEYOR

REGISTERED ARCHITECT DARIUSH SHATER TORABY 016284-1 STATE OF NEW YORK

Rev.	To	Qty.	Date
	LPC	1	08/15/2017

ISSUE

PROPOSED CELLAR PLAN
PROPOSED 1ST FLOOR PLAN

180 PRINCE ST
NEW YORK NY

ENGINEER	ARCHITECTS	
MALCOLM GRAFF, P.E. DAVID REYHAN, P.E.	DARIUS TORABY ARCHITECTS, P.C. 242 WEST 27TH STREET, STE 5B NEW YORK , NY 10001; TEL: (212) 242-2955	A-100.00
	DWG BY: AG / SCALE:AS NOTED	PAGE 13 OF 26

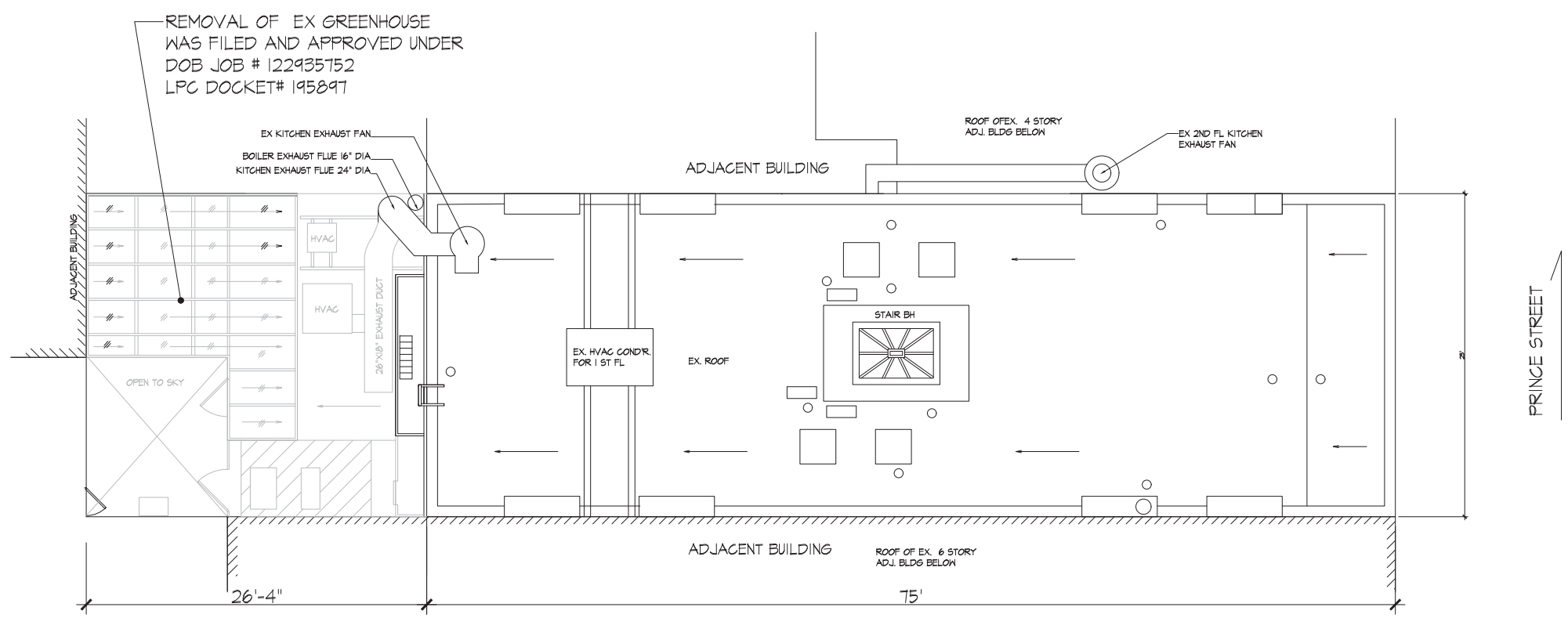

1 A-101 EXISTING ROOF PLAN
SCALE: 1'=3/16"

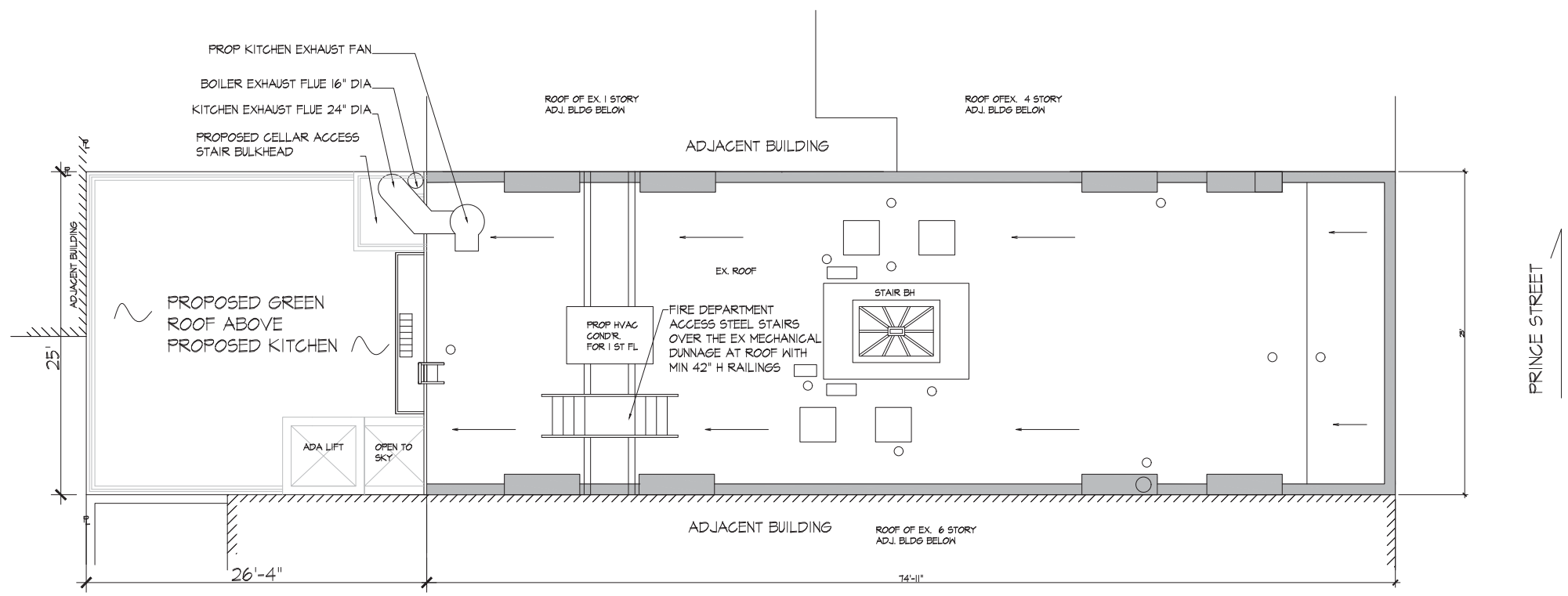

2 A-101 PROPOSED ROOF PLAN
SCALE: 1'=3/16"

Rev.	To	Qty.	Date
	LPC	1	08/15/2017

ISSUE

EXISTING ROOF PLAN
PROPOSED ROOF PLAN

180 PRINCE ST
NEW YORK NY

ENGINEER
MALCOLM GRAFF, P.E.
DAVID REYHAN, P.E.

ARCHITECTS
DARIUS TORABY ARCHITECTS, P.C.
242 WEST 27TH STREET, STE 5B
NEW YORK , NY 10001; TEL: (212) 242-2955

DWG BY: AG
SCALE:AS NOTED

A-101.00

REGISTERED ARCHITECT
DARIOUSH SHATER TORABY
016284-1
STATE OF NEW YORK

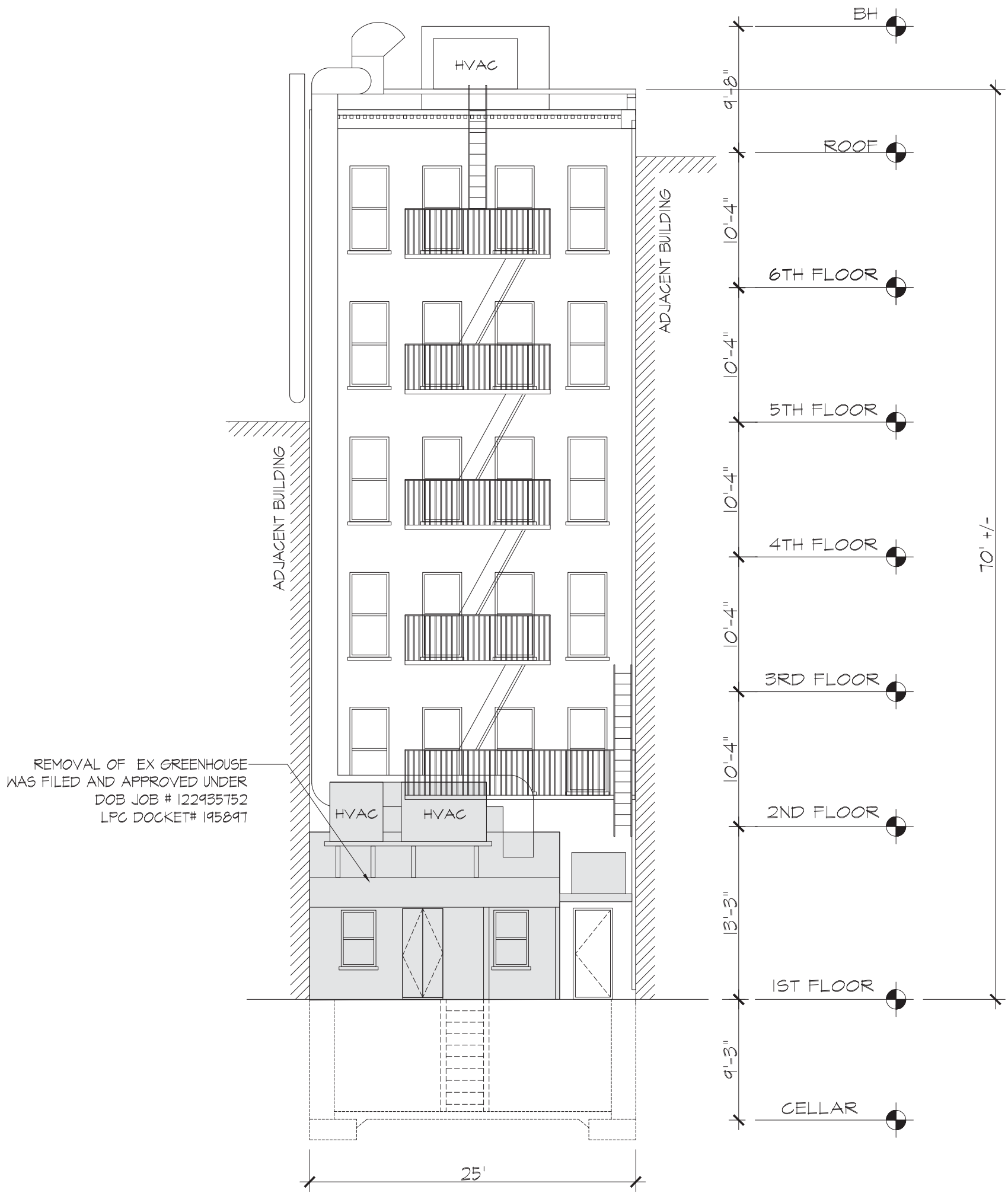

1 EX-301 SOUTH ELEVATION: EXISTING CONDITIONS
SCALE: 1"=1/4"

NOTE:
FIELD MEASUREMENTS SHOWN ARE TO BE VERIFIED BY CONTRACTOR/ SURVEYOR

Rev.	To	Qty.	Date
	LPC	1	08/15/2017
	REVIEW	1	07/31/2017
	LPC	1	01/23/2017

ISSUE

SOUTH ELEVATION:
EXISTING CONDITIONS

180 PRINCE ST
NEW YORK NY

ENGINEER
MALCOLM GRAFF, P.E.
DAVID REYHAN, P.E.

ARCHITECTS
DARIUS TORABY ARCHITECTS, P.C.
242 WEST 27TH STREET, STE 5B
NEW YORK , NY 10001; TEL: (212) 242-2955

DWG BY: AG | SCALE:AS NOTED

EX-301.00

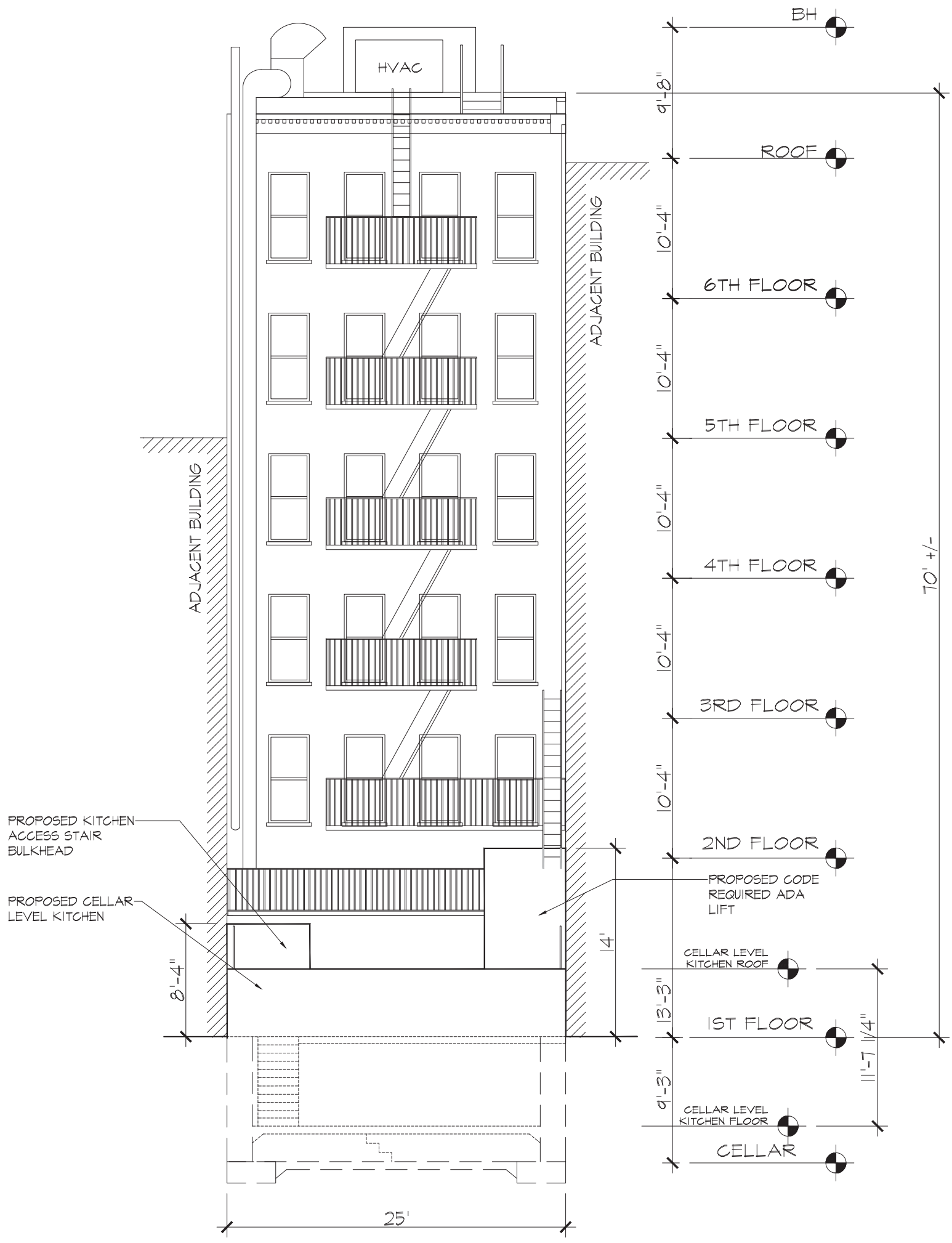

1 / A-301 PROPOSED SOUTH ELEVATION
SCALE: 1"=1/4"

NOTE:
FIELD MEASUREMENTS SHOWN ARE TO BE VERIFIED BY CONTRACTOR/ SURVEYOR

Rev.	To	Qty.	Date
	LPC	1	08/15/2017
	REVIEW	1	07/31/2017
	LPC	1	01/23/2017

ISSUE

PROPOSED SOUTH ELEVATION

180 PRINCE ST
NEW YORK NY

ENGINEER	ARCHITECTS	
MALCOLM GRAFF, P.E. DAVID REYHAN, P.E.	DARIUS TORABY ARCHITECTS, P.C. 242 WEST 27TH STREET, STE 5B NEW YORK , NY 10001; TEL: (212) 242-2955	A-301.00
	DWG BY: AG / SCALE:AS NOTED	

REGISTERED ARCHITECT DARIOUSH SHATER TORABY 016284-1 STATE OF NEW YORK

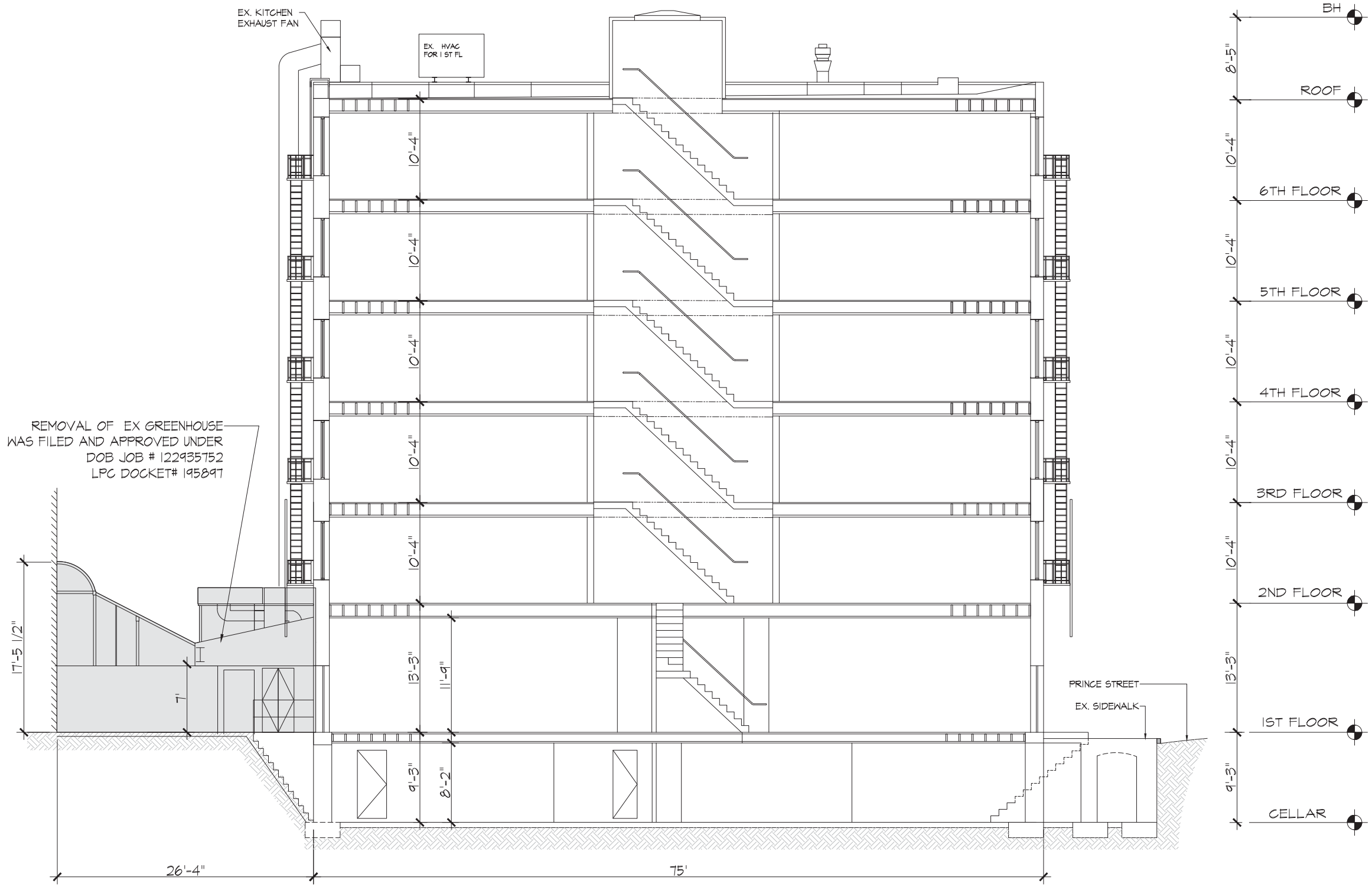

LEGEND:

EXISTING ADDITION AT REAR YARD

1 EX-400 EXISTING BUILDING SECTION
SCALE: 1"=3/16"

NOTE:
FIELD MEASUREMENTS SHOWN ARE TO BE VERIFIED BY CONTRACTOR/ SURVEYOR

REGISTERED ARCHITECT DARIUSH SHATER TORABY 016284-1 STATE OF NEW YORK

Rev.	To	Qty.	Date
	LPC	1	08/15/2017
	REVIEW	1	07/31/2017

ISSUE

EXISTING BUILDING SECTION

180 PRINCE ST
NEW YORK NY

ENGINEER
MALCOLM GRAFF, P.E.
DAVID REYHAN, P.E.

ARCHITECTS
DARIUS TORABY ARCHITECTS, P.C.
242 WEST 27TH STREET, STE 5B
NEW YORK , NY 10001; TEL: (212) 242-2955

DWG BY: AG
SCALE:AS NOTED

EX-400.00

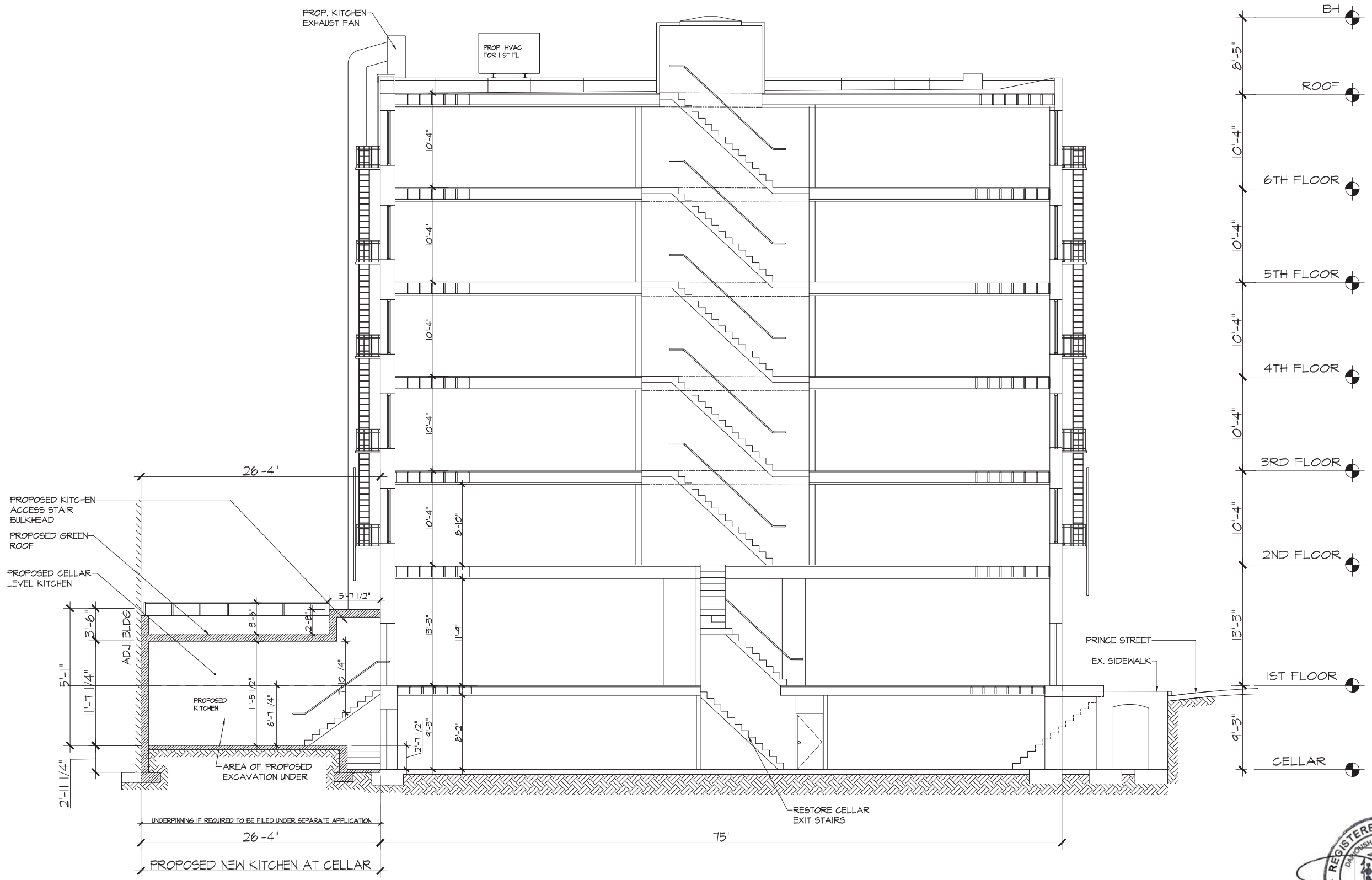

PROPOSED NEW KITCHEN AT CELLAR

1 / A-400 PROPOSED BUILDING SECTION-1
SCALE: 1"=3/16"

NOTE:
FIELD MEASUREMENTS SHOWN ARE TO BE VERIFIED BY CONTRACTOR/ SURVEYOR

REGISTERED ARCHITECT DARIUS SHATER TORABY 016284-1 STATE OF NEW YORK

Rev.	To	Qty.	Date
	LPC	1	08/15/2017
	REVIEW	1	07/31/2017

ISSUE

PROPOSED BUILDING SECTION-1

180 PRINCE ST
NEW YORK NY

ENGINEER	ARCHITECTS	
MALCOLM GRAFF, P.E. DAVID REYHAN, P.E.	DARIUS TORABY ARCHITECTS, P.C. 242 WEST 27TH STREET, STE 5B NEW YORK , NY 10001; TEL: (212) 242-2955	A-400.00
	DWG BY: AG / SCALE:AS NOTED	

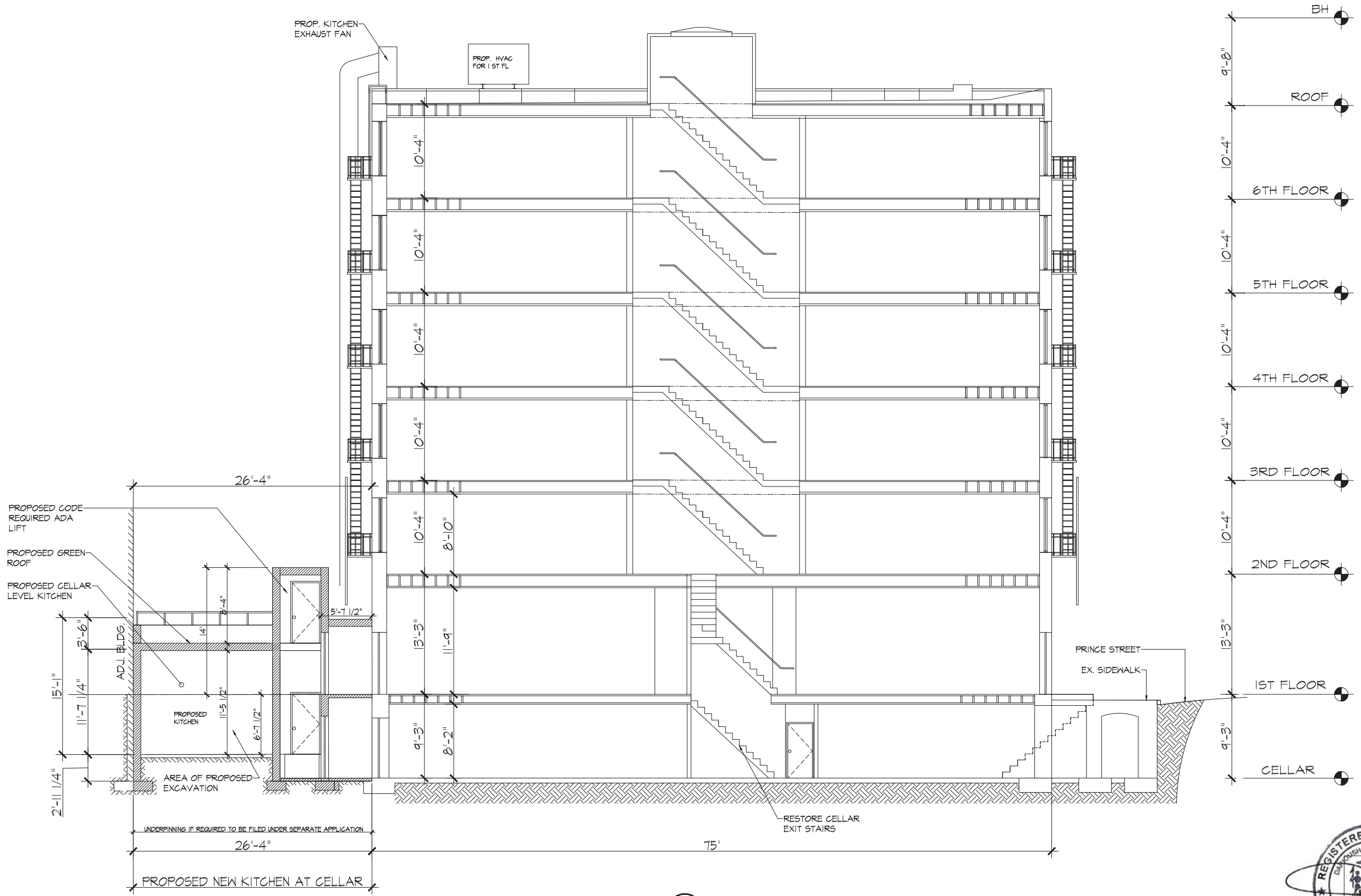

1 / A-401 PROPOSED BUILDING SECTION-2
SCALE: 1"=3/16"

NOTE:
FIELD MEASUREMENTS SHOWN ARE TO BE VERIFIED BY CONTRACTOR/ SURVEYOR

REGISTERED ARCHITECT
DARIUS SHATER TORABY
016284-1
STATE OF NEW YORK

Rev.	To	Qty.	Date
	LPC	1	08/15/2017
	REVIEW	1	07/31/2017

ISSUE

PROPOSED BUILDING SECTION -2

180 PRINCE ST
NEW YORK NY

ENGINEER
MALCOLM GRAFF, P.E.
DAVID REYHAN, P.E.

ARCHITECTS
DARIUS TORABY ARCHITECTS, P.C.
242 WEST 27TH STREET, STE 5B
NEW YORK , NY 10001; TEL: (212) 242-2955

DWG BY: AG
SCALE:AS NOTED

A-401.00



EXISTING REAR YARD/GREENHOUSE RENDERING
LOOKING NORTH EAST

REMOVAL OF EX GREENHOUSE
WAS FILED AND APPROVED UNDER
DOB JOB # 122935752
LPC DOCKET# 195897



EXISTING REAR YARD/GREENHOUSE RENDERING
LOOKING NORTH EAST

REGISTERED ARCHITECT
DARIOUSH SHATER TORABY
016284-1
STATE OF NEW YORK

Rev.	To	Qty.	Date
	LPC	1	08/15/2017

ISSUE

EXISTING REAR YARD/GREENHOUSE
RENDERINGS LOOKING NORTH EAST

180 PRINCE ST
NEW YORK NY

ENGINEER	ARCHITECTS	
MALCOLM GRAFF, P.E. DAVID REYHAN, P.E.	DARIUS TORABY ARCHITECTS, P.C. 242 WEST 27TH STREET, STE 5B NEW YORK , NY 10001, TEL: (212) 242-2955	EX-500
	DWG BY: AG / SCALE:AS NOTED	

PROPOSED
CODE
REQUIRED
ADA LIFT

PROPOSED CELLAR LEVEL KITCHEN RENDERING
LOOKING NORTH EAST

PROPOSED KITCHEN
ACCESS STAIR
BULKHEAD

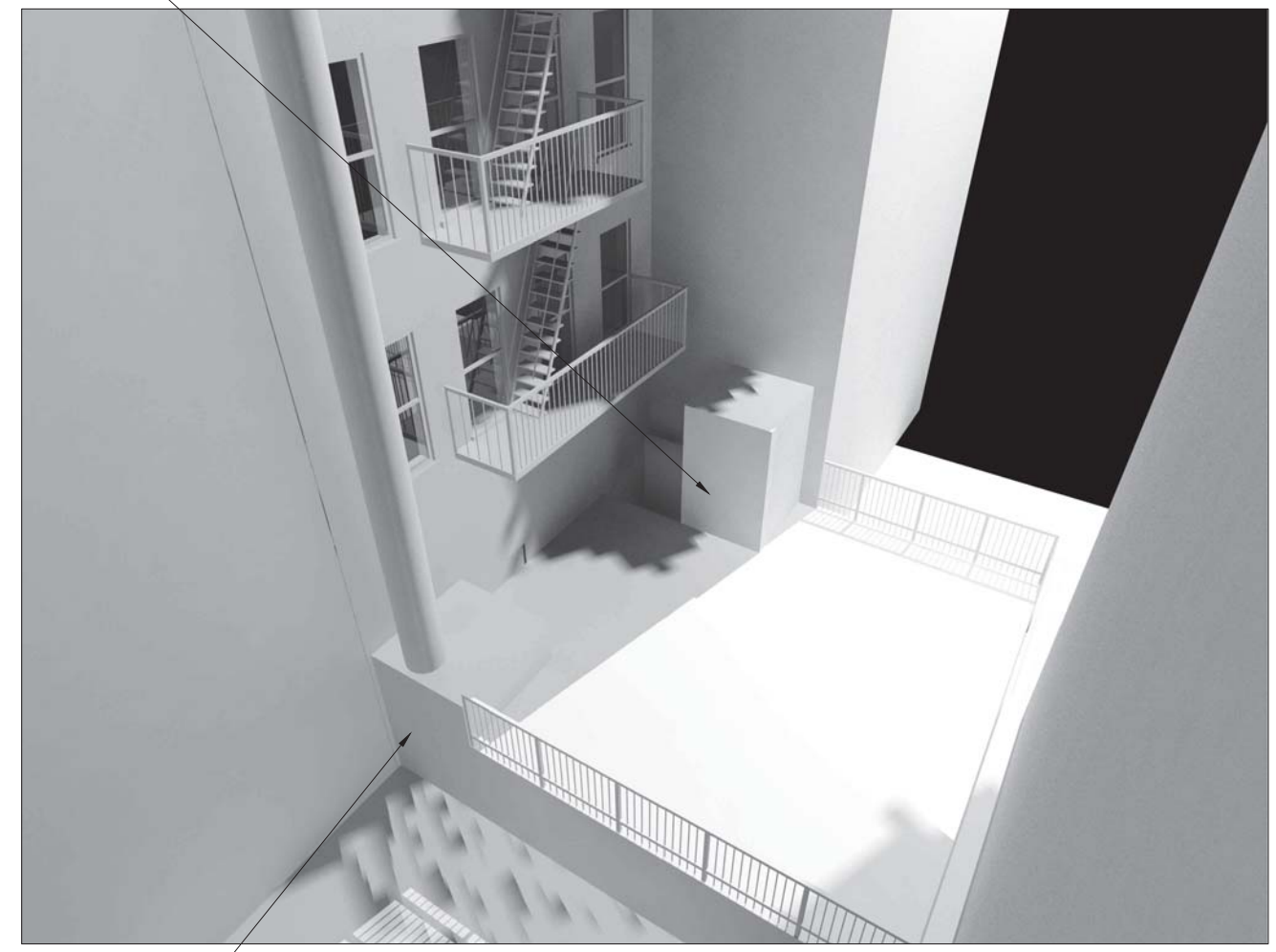

PROPOSED CELLAR LEVEL KITCHEN RENDERING
LOOKING NORTH EAST

Rev.	To	Qty.	Date
	LPC	1	08/15/2017

ISSUE

PROPOSED CELLAR LEVEL KITCHEN
RENDERINGS LOOKING NORTH EAST

180 PRINCE ST
NEW YORK NY

REGISTERED ARCHITECT
DARIOUSH SHATER TORABY
016284-1
STATE OF NEW YORK

ENGINEER

MALCOLM GRAFF, P.E.
DAVID REYHAN, P.E.

ARCHITECTS

DARIUS TORABY ARCHITECTS, P.C.
242 WEST 27TH STREET, STE 5B
NEW YORK , NY 10001; TEL: (212) 242-2955

DWG BY: AG

SCALE:AS NOTED

A-500

PHOTO # 1
REAR ELEVATION EXISTING CONDITIONS

PHOTO # 2
EXISTING REAR YARD/GREENHOUSE
VIEW FROM ROOF

Rev.	To	Qty.	Date
	LPC	1	08/15/2017
	REVIEW	1	07/31/2017
	LPC	1	01/25/2017

ISSUE

PHOTOS 1 & 2

180 PRINCE ST
NEW YORK NY

ENGINEER
MALCOLM GRAFF, P.E.
DAVID REYHAN, P.E.

ARCHITECTS
DARIUS TORABY ARCHITECTS, P.C.
242 WEST 27TH STREET, STE 5B
NEW YORK , NY 10001; TEL: (212) 242-2955

DWG BY: AG
SCALE:AS NOTED

1



EX. REAR YARD
GREENHOUSE
180 PRINCE ST

PHOTO # 3
EXISTING REAR YARD/GREENHOUSE
VIEW FROM ROOF

EX. REAR YARD
LOT # 13



PHOTO # 4
EXISTING REAR YARD GREENHOUSE
LOOKING WEST

EX. REAR YARD
GREENHOUSE

REGISTERED ARCHITECT
DARIOUSH SHATER TORABY
016284-1
STATE OF NEW YORK

Rev.	To	Qty.	Date
	LPC	1	08/15/2017
	REVIEW	1	07/31/2017
	LPC	1	01/25/2017

ISSUE

PHOTOS 3 & 4

180 PRINCE ST
NEW YORK NY

ENGINEER	ARCHITECTS	
MALCOLM GRAFF, P.E. DAVID REYHAN, P.E.	DARIUS TORABY ARCHITECTS, P.C. 242 WEST 27TH STREET, STE 5B NEW YORK , NY 10001; TEL: (212) 242-2955	2
	DWG BY: AG / SCALE:AS NOTED	

EX. MURAL PAINTED ON NORTH WALL OF ADJACENT BUILDING LOT #12



PHOTO # 5
EXISTING REAR YARD/GREENHOUSE
LOOKING SOUTH

EX .GARDEN WALL AT 180 PRINCE ST LOOKING WEST



PHOTO # 6
EXISTING REAR YARD/GREENHOUSE
LOOKING SOUTH WEST

Rev.	To	Qty.	Date
	LPC	1	08/15/2017
	REVIEW	1	07/31/2017
	LPC	1	01/25/2017

ISSUE

REGISTERED ARCHITECT DARIUSH SHATER TORABY 016284-1 STATE OF NEW YORK

PHOTOS 5 & 6

180 PRINCE ST
NEW YORK NY

ENGINEER
MALCOLM GRAFF, P.E.
DAVID REYHAN, P.E.

ARCHITECTS
DARIUS TORABY ARCHITECTS, P.C.
242 WEST 27TH STREET, STE 5B
NEW YORK , NY 10001; TEL: (212) 242-2955

DWG BY: AG
SCALE:AS NOTED

3

PHOTO # 7
EXISTING REAR YARD/GREENHOUSE
LOOKING SOUTH EAST

PHOTO # 8
EXISTING REAR YARD/GREENHOUSE
LOOKING NORTH

REGISTERED ARCHITECT
DARIUSH SHATER TORABY
016284-1
STATE OF NEW YORK

Rev.	To	Qty.	Date
	LPC	1	08/15/2017
	REVIEW	1	07/31/2017
	LPC	1	01/23/2017

ISSUE

PHOTOS 7 & 8

180 PRINCE ST
NEW YORK NY

ENGINEER
MALCOLM GRAFF, P.E.
DAVID REYHAN, P.E.

ARCHITECTS
DARIUS TORABY ARCHITECTS, P.C.
242 WEST 27TH STREET, STE 5B
NEW YORK , NY 10001; TEL: (212) 242-2955

DWG BY: AG
SCALE:AS NOTED

4

PHOTO # 9
EXISTING REAR YARD/GREENHOUSE
KITCHEN ENTRANCE DOOR, LOOKING NORTH



PHOTO # 10
EXISTING REAR YARD/GREENHOUSE
CELLAR ACCESS STAIRS

Rev.	To	Qty.	Date
	LPC	1	08/15/2017
	REVIEW	1	07/31/2017
	LPC	1	01/23/2017

ISSUE

REGISTERED ARCHITECT
DARIUSH SHATER TORABY
016284-1
STATE OF NEW YORK

PHOTOS 9 & 10

180 PRINCE ST
NEW YORK NY

ENGINEER	ARCHITECTS	
MALCOLM GRAFF, P.E. DAVID REYHAN, P.E.	DARIUS TORABY ARCHITECTS, P.C. 242 WEST 27TH STREET, STE 5B NEW YORK , NY 10001; TEL: (212) 242-2955	5
	DWG BY: AG / SCALE:AS NOTED	

PHOTO # 11
1EXISTING REAR YARD GREENHOUSE ROOF
LOOKING SOUTH WEST

PHOTO # 12
EXISTING REAR YARD GREENHOUSE ROOF
LOOKING SOUTH

Rev.	To	Qty.	Date
	LPC	1	08/15/2017
	REVIEW	1	07/31/2017
	LPC	1	01/25/2017

ISSUE

PHOTOS 11 & 12

180 PRINCE ST
NEW YORK NY

ENGINEER
MALCOLM GRAFF, P.E.
DAVID REYHAN, P.E.

ARCHITECTS
DARIUS TORABY ARCHITECTS, P.C.
242 WEST 27TH STREET, STE 5B
NEW YORK , NY 10001; TEL: (212) 242-2955

DWG BY: AG
SCALE:AS NOTED

6

PHOTO # 13
EXISTING REAR YARD/GREENHOUSE
LOOKING SOUTH

PHOTO # 14
EXISTING REAR YARD/GREENHOUSE
LOOKING SOUTH EAST

Rev.	To	Qty.	Date
	LPC	1	08/15/2017
	REVIEW	1	07/51/2017
	LPC	1	01/25/2017

ISSUE

PHOTOS 13 & 14

180 PRINCE ST
NEW YORK NY

REGISTERED ARCHITECT
DARIOUSH SHATER TORABY
016284-1
STATE OF NEW YORK

ENGINEER	ARCHITECTS	
MALCOLM GRAFF, P.E. DAVID REYHAN, P.E.	DARIUS TORABY ARCHITECTS, P.C. 242 WEST 27TH STREET, STE 5B NEW YORK , NY 10001, TEL: (212) 242-2955	7
	DWG BY: AG / SCALE:AS NOTED	

PHOTO # 15
EXISTING REAR YARD/GREENHOUSE
LOOKING SOUTH EAST



PHOTO # 16
EXISTING REAR YARD/GREENHOUSE
LOOKING SOUTH EAST

REGISTERED ARCHITECT
DARIOUSH SHATER TORABY
016284-1
STATE OF NEW YORK

Rev.	To	Qty.	Date
	LPC	1	08/15/2017
	REVIEW	1	07/31/2017
	LPC	1	01/25/2017

ISSUE

PHOTOS 15 & 16

180 PRINCE ST
NEW YORK NY

ENGINEER	ARCHITECTS	
MALCOLM GRAFF, P.E. DAVID REYHAN, P.E.	DARIUS TORABY ARCHITECTS, P.C. 242 WEST 27TH STREET, STE 5B NEW YORK , NY 10001; TEL: (212) 242-2955	8
	DWG BY: AG / SCALE:AS NOTED	



PHOTO # 17
EXISTING HALLWAY ENTRANCE DOOR AT
REAR YARD/GREENHOUSE. LOOKING NORTH

PHOTO # 18
EXISTING SLOPPED ROOF AND HVAC EQUIMENT AT
REAR YARD/GREENHOUSE. LOOKING NORTH

Rev.	To	Qty.	Date
	LPC	1	08/15/2017
	REVIEW	1	07/31/2017
	LPC	1	01/25/2017

ISSUE

REGISTERED ARCHITECT
DARIOUSH SHATER TORABY
016284-1
STATE OF NEW YORK

PHOTOS 17 & 18

180 PRINCE ST
NEW YORK NY

ENGINEER	ARCHITECTS	
MALCOLM GRAFF, P.E. DAVID REYHAN, P.E.	DARIUS TORABY ARCHITECTS, P.C. 242 WEST 27TH STREET, STE 5B NEW YORK , NY 10001; TEL: (212) 242-2955	9
	DWG BY: AG / SCALE:AS NOTED	

PHOTO # 19
EXISTING ROOF. LOOKING SOUTH

178 PRINCE ST ON THE LEFT,
180 PRINCE ST ON THE RIGHT .

PHOTO # 20
EXISTING ROOF. LOOKING SOUTH
180 PRINCE ST

Rev.	To	Qty.	Date
	LPC	1	08/15/2017
	REVIEW	1	07/31/2017
	LPC	1	01/25/2017

ISSUE

PHOTOS 19 & 20

180 PRINCE ST
NEW YORK NY

REGISTERED ARCHITECT
DARIUSH SHATER TORABY
016284-1
STATE OF NEW YORK

ENGINEER	ARCHITECTS	
MALCOLM GRAFF, P.E. DAVID REYHAN, P.E.	DARIUS TORABY ARCHITECTS, P.C. 242 WEST 27TH STREET, STE 5B NEW YORK , NY 10001; TEL: (212) 242-2955	10
	DWG BY: AG / SCALE:AS NOTED	

180 PRINCE ST

PHOTO # 20
180 PRINCE ST EXISTING NORTH ELEVATION.
VIEW FROM PRINCE ST LOOKING SOUTH WEST

180 PRINCE ST

PHOTO # 21
180 PRINCE ST EXISTING NORTH ELEVATION.
VIEW FROM PRINCE ST LOOKING SOUTH EAST
VIEW OF PARTIAL WEST ELEVATION

REGISTERED ARCHITECT
DARIUSH SHATER TORABY
016284-1
STATE OF NEW YORK

Rev.	To	Qty.	Date
	C.B.M 2	1	09/06/2017
	LPC	1	08/15/2017
	REVIEW	1	07/31/2017
	LPC	1	01/25/2017

ISSUE

PHOTOS 20 & 21

180 PRINCE ST
NEW YORK NY

ENGINEER	ARCHITECTS	
MALCOLM GRAFF, P.E. DAVID REYHAN, P.E.	DARIUS TORABY ARCHITECTS, P.C. 242 WEST 27TH STREET, STE 5B NEW YORK , NY 10001, TEL: (212) 242-2955	11
	DWG BY: AG SCALE:AS NOTED	

180 PRINCE ST EXISTING NORTH ELEVATION.
VIEW FROM PRINCE ST LOOKING SOUTH

REGISTERED ARCHITECT
DARIOUSH SHATER TORABY
016284-1
STATE OF NEW YORK

Rev.	To	Qty.	Date
	LPC	1	08/15/2017
	REVIEW	1	07/31/2017
	LPC	1	01/23/2017

ISSUE

PHOTO- 22

180 PRINCE ST
NEW YORK NY

ENGINEER
MALCOLM GRAFF, P.E.
DAVID REYHAN, P.E.

ARCHITECTS
DARIUS TORABY ARCHITECTS, P.C.
242 WEST 27TH STREET, STE 5B
NEW YORK , NY 10001; TEL: (212) 242-2955

DWG BY: AG
SCALE:AS NOTED

12



180 PRINCE ST ROOF
EXISTING KITCHEN EXHAUST

Rev.	To	Qty.	Date
	C.B.M 2	1	09/06/2017
	REVIEW	1	09/05/2017

ISSUE

PHOTO- 23

180 PRINCE ST
NEW YORK NY

REGISTERED ARCHITECT
DARIOUSH SHATER TORABY
016284-1
STATE OF NEW YORK

ENGINEER	ARCHITECTS	
MALCOLM GRAFF, P.E. DAVID REYHAN, P.E.	DARIUS TORABY ARCHITECTS, P.C. 242 WEST 27TH STREET, STE 5B NEW YORK , NY 10001; TEL: (212) 242-2955	13
	DWG BY: AG / SCALE:AS NOTED	

180 PRINCE ST ROOF
HVAC UNIT

REGISTERED ARCHITECT
DARIUSH SHATER TORABY
016284-1
STATE OF NEW YORK

Rev.	To	Qty.	Date
	C.B.M 2	1	09/06/2017
	REVIEW	1	09/05/2017

ISSUE

PHOTO- 24

180 PRINCE ST
NEW YORK NY

ENGINEER	ARCHITECTS	
MALCOLM GRAFF, P.E. DAVID REYHAN, P.E.	DARIUS TORABY ARCHITECTS, P.C. 242 WEST 27TH STREET, STE 5B NEW YORK , NY 10001; TEL: (212) 242-2955	14
	DWG BY: AG / SCALE:AS NOTED	

NCA-FA Belt Drive

Centrifugal Upblast Fans

Raoul's Restaurant
180 Price St
10-25-2016

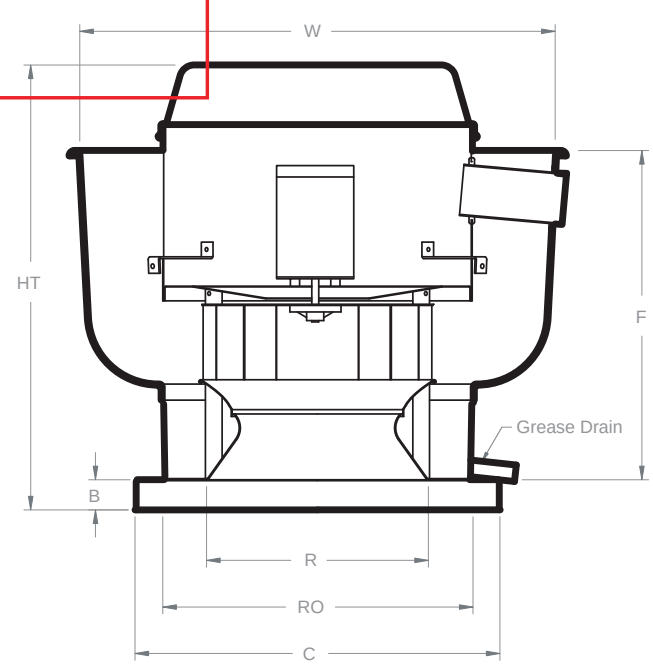

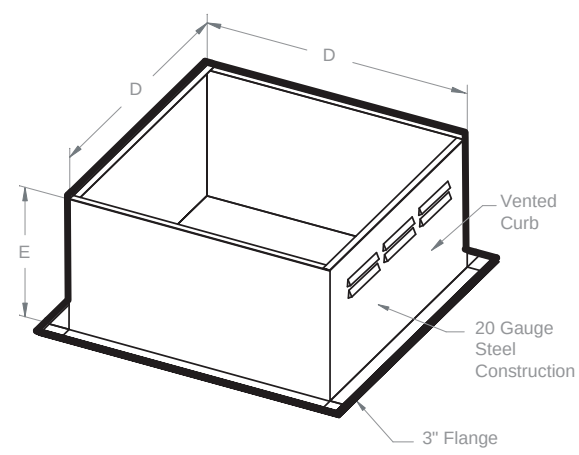

Features & Benefits

- Complete range of motors available to meet specific application needs
- Heavy duty construction, durable and weather resistant
- Non-overloading backward inclined wheels, blades and inlets fabricated from 3003-H14 aluminum
- Wall mount applications; units up to 24" nominal wheel can be wall mounted
- Forced fresh air through the motor compartment cools motor and ensures long motor life
- Quick release latches allow for easy access to motor compartment
- Variable pitch motor pulley allows for field adjustment and system balancing
- High efficiency combined with low tip speeds result in quiet operation
- External disconnect switch
- Fully welded, leak-proof grease drain
- Vibration isolation

Options

- Gravity Damper (UL 705 only)
- Motorized Damper (UL 705 only)
- Wall Mount Sleeve
- Bird Screen (UL 705 only)
- Grease Collection Box
- Roof Curb (vented & non vented)
- Base Hinging Kit or Hinged Sub Base (for NFPA96 compliance)

Certifications

CaptiveAire® certifies that Models NCA8FA thru NCA36FA shown herein are licensed to bear the AMCA seal. The ratings shown are based on tests & procedures performed in accordance with AMCA Publication 211 and Publication 311, and comply with the requirements of the AMCA Certified Ratings Program.

Models NCA8FA thru NCA36FA are ETL Listed and comply with UL705 (electrical) and UL762 Standards and CSA Std. C22.2, No. 113.

Performance

MODEL	HT	W	B	C	D	E	F	R	RO	Weight (lbs)	Damper (lbs)
NCA8FA	25 1/4	27 1/4	2	21	19 1/2	22	18 1/2	12 1/8	16	105	15
NCA10FA	27 1/4	30 1/4	2	21	19 1/2	20	21 1/2	13 1/4	16	120	15
NCA14FA	30 1/2	33 3/4	2	24 3/4	23	20	23	14 7/8	20	140	19
NCA16FA	33 3/4	39 3/8	2	28	26 1/2	20	23 1/2	16 1/2	24	190	23
NCA18FA	33 3/8	38 7/8	2	28	26 1/2	20	29 1/2	18	24	195	23
NCA24FA	37 1/2	43 3/8	2	33	31 1/2	20	30 5/8	23 7/8	28	270	27
NCA30FA	40	52 3/4	2	40	38 1/2	20	33 1/2	24	36	410	35
NCA36FA	49 1/2	66	2	44 1/2	43	20	47 1/2	30 3/4	36	470	35 1/2

Motor Frame

Model	Largest Frame
NCA8FA	56
NCA10FA	56
NCA14FA	145T
NCA16FA	145T
NCA18FA	145T
NCA24FA	182T
NCA30FA	182T
NCA36FA	213T

AD Series Modular Roof Mount and Inline

Direct Fired Heated Make-Up Air

Raoul's Restaurant
180 Prince St
10/25/2016

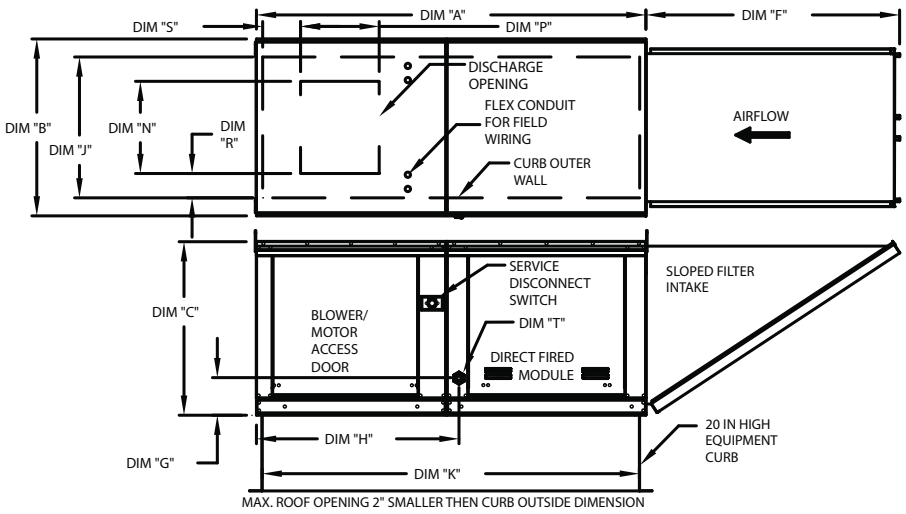

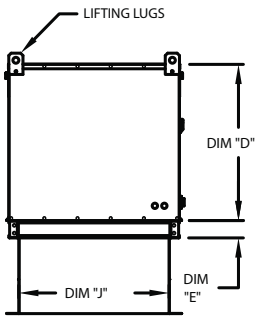

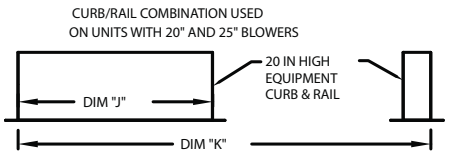

The AD Series Direct Gas-Fired Heater is ETL listed for use in tempering make-up air. Unit meets ANSI/CSA safety standards and is designed for natural or propane gas applications. The heaters are rated for indoor/outdoor installations in commercial occupancies. A unique feature is the self-adjusting burner profile plates allowing variable-air-volume applications. The plates ensure proper air velocity and pressure drop across the burner for clean combustion. Spring-loaded profile plates react to the momentum of the fresh air stream, therefore, no motors or actuators are needed to drive them, nor do they need to be manually set to a specific position.

Features & Benefits

- G90 galvanized construction • Easy access doors
- Lifting points • Redundant gas valves • Disconnect switch
- Pre-wired, pre-piped controls • Horizontal or down discharge
- Vibration isolation • Fully insulated casing w/ aluminum casting
- Adjustable drive sheaves • Stainless steel burner
- Electronic flame modulation • Burner obsevation port
- 120 volt control transformer with single point electrical connection
- Intermittent spark pilot with timed safety lockout
- High temperature limit switch • Airflow proving switch
- Economizer inlet thermostat • Motor starter

Options

- Propane fuel application • Room override thermostat
- Clogged filter switch • Motorized intake damper
- Remote control panel including summer/winter switch & operating lights
- Freeze stat with bypass timer • Hi/Low gas pressure switches
- Room modulating thermostat • Convenience outlet
- High gas pressure regulator • Cooling Interlock
- DX cooling coils • V-Bank filter intake
- Evaporative cooler intake • Auxiliary starters
- Sloped filter intake • Indoor hanging cradle
- Inlet gas pressure gauge • VAV packages
- Roof curbs • Re-circulating models

Certifications

ETL Listed and Certified to ANSI/CSA Standards.

Measurements

		Unit Dimensions								Curb	
MODEL	Weight (lbs)	A	B	C	D	E	F	G	H	J	K
D.250-G10	595	74 3/8	27 3/8	29 3/4	26 1/16	3 3/4	44 3/8	7 13/16	34 13/16	21	71
D.500-G10	600	74 3/8	27 3/8	29 3/4	26 1/16	3 3/4	44 3/8	7 13/16	34 13/16	21	71
D.250-G15	805	82 3/8	37 3/8	36 3/4	33 1/16	3 3/4	53 5/8	7 13/16	42 13/16	31	79
D.500-G15	810	82 3/8	37 3/8	36 3/4	33 1/16	3 3/4	53 5/8	7 13/16	42 13/16	31	79
D.750-G15	815	82 3/8	37 3/8	36 3/4	33 1/16	3 3/4	53 5/8	7 13/16	42 13/16	31	79
D.500-G18	970	87 3/8	41 3/8	43 3/8	38 1/16	5 1/4	51 5/8	9 1/2	47 13/16	35	84
D.750-G18	975	87 3/8	41 3/8	43 3/8	38 1/16	5 1/4	51 5/8	9 1/2	47 13/16	35	84
D.1000-G18	980	87 3/8	41 3/8	43 3/8	38 1/16	5 1/4	51 5/8	9 1/2	47 13/16	35	84
D.1000-920	1635	118 1/2	48 7/16	51 3/8	46 1/8	5 1/4	76 3/8	13 9/16	66 5/16	42	115 3/16
D.1500-920	1650	118 1/2	48 7/16	51 3/8	46 1/8	5 1/4	76 3/8	13 9/16	66 5/16	42	115 3/16
D.2000-925	2160	128 1/2	59 3/16	58 3/8	53 1/8	5 1/4	71 3/8	13 3/4	76 7/16	52 3/4	125 3/16
D.1000-G18	2175	128 1/2	59 3/16	58 3/8	53 1/8	5 1/4	71 3/8	13 3/4	76 7/16	52 3/4	125 3/16

Measurements

	Discharge Opening				BTU Range (MBH)			Gas Pressure		Filter
MODEL	N	P	R	S	Burner Lenth	BTU Low	BTU High	Min	Max	Size & Qty
D.250-G10	13 1/4	11 1/2	3 7/8	5 9/16	6”	18	275	7” WC	14” WC	16” x 20” x 2” (3)
D.500-G10	13 1/4	11 1/2	3 7/8	5 9/16	12”	18	550	7” WC	14” WC	16” x 20” x 2” (3)
D.250-G15	18 3/4	16	6 1/8	8 5/16	6”	18	275	7” WC	14” WC	20” x 25” x 2” (3)
D.500-G15	18 3/4	16	6 1/8	8 5/16	12”	18	550	7” WC	14” WC	20” x 25” x 2” (3)
D.750-G15	18 3/4	16	6 1/8	8 5/16	18”	27.5	825	7” WC	14” WC	20” x 25” x 2” (3)
D.500-G18	22	19	6 1/2	10 5/16	12”	18	550	7” WC	14” WC	16” x 20” x 2” (6)
D.750-G18	22	19	6 1/2	10 5/16	18”	27.5	825	7” WC	14” WC	16” x 20” x 2” (6)
D.1000-G18	22	19	6 1/2	10 5/16	24”	36.6	1100	7” WC	14” WC	16” x 20” x 2” (6)
D.1000-920	24 7/8	24 7/8	8 9/16	10 5/8	24”	36.6	1100	7” WC	5 PSI	16” x 20” x 2” (10)
D.1500-920	24 7/8	24 7/8	8 9/16	10 5/8	30”	45.8	1375	7” WC	5 PSI	16” x 20” x 2” (10)
D.2000-925	31 3/8	31 3/8	10 11/16	12 7/8	48”	73.3	2200	7” WC	5 PSI	20” x 25” x 2” (8)
D.1000-G18	31 3/8	31 3/8	10 11/16	12 7/8	60”	91.6	2750	7” WC	5 PSI	20” x 25” x 2” (8)